

# LESSON 4

## Time to Pack Your Bags

### LESSON GOALS & FUNCTIONS

- |                          |   |
|--------------------------|---|
| <b>TOPIC 1</b><br>계획 말하기 | 여행 계획을 말할 수 있다.<br><b>I'm planning to try</b> scuba diving.                 |
| <b>TOPIC 2</b><br>충고하기   | 여행 중 발생할 수 있는 문제에 대해 충고할 수 있다.<br><b>You'd better prepare</b> a power bank. |



## BIG QUESTION

What is most important to you when traveling?

### TOPIC 1

Your Dream Destinations

### TOPIC 2

A Troubled Journey

### PROJECT

Travel Collage Exhibition

[Link to Art](#)



## GET READY

**A** Look at the cards and check which type of traveler you are.

### Which type of traveler are you?

#### ☐ The adventure traveler



*I want to ...*

- try scuba diving
- go skydiving

#### ☐ The cultural traveler



*I want to ...*

- go to museums
- visit historical sites

#### ☐ The food traveler



*I want to ...*

- try exotic dishes
- take cooking classes from a local chef

#### ☐ The relaxation traveler



*I want to ...*

- relax at the beach
- stay at a nice resort

#### ☐ The nature traveler



*I want to ...*

- go hiking
- visit national parks

#### ☐ The city traveler



*I want to ...*

- visit urban landmarks
- go shopping

**B** Based on what you checked above, talk with your partner about your next trip.



What are you planning to do on your next trip?

I'm an adventure traveler, so I'm planning to try scuba diving!



## LISTEN & SPEAK



**A** Listen to the conversation. Which of the following is NOT mentioned as part of Arin's trip?



(a)



(b)



(c)



**B** Listen to the following conversation and answer the questions.



1. Why does Daisy plan to go to Busan?

- (a) because her friend lives in Busan
- (b) because Junwon recommended Busan
- (c) because her cousin will visit Korea

2. Listen again. What does Junwon suggest Daisy do?

- (a) Swim at the beach at night.
- (b) Try dining at nice restaurants.
- (c) Book accommodations in advance.

### Listening Tip

어떠한 일의 이유는 'Why'로 시작하는 질문에 대한 답변에서 찾을 수 있다.

**C** Talk with your partner using the given options.



**A:** I heard you're taking a trip next month. Where are you going?

**B:** I'm planning to visit (a) Rome, Italy.

**A:** What are you planning to do there?

**B:** I'm going to (b) see historical architecture.

#### Option 1

- (a) Yeosu, Korea
- (b) ride a cable car over the ocean

#### Option 2

- (a) Shanghai, China
- (b) enjoy the city views from Shanghai tower

#### Your Own

- (a) \_\_\_\_\_
- (b) \_\_\_\_\_





**A** Look at the picture and answer the question. Then listen to the radio broadcast.



- When do you think the best time to travel is?

**B** Listen again. Fill in the blanks with the words given below.



## The Best Timing for Some Top Destinations



### SINGAPORE

The Great Singapore Sale



- Best time to visit:  
in June and Ⓐ \_\_\_\_\_
- What you can do:  
Get amazing Ⓑ \_\_\_\_\_  
at stores all over Singapore

### ICELAND

The Northern Lights



- Best time to visit:  
from Ⓒ \_\_\_\_\_ to  
February
- What you can do:  
See the northern lights  
during the longer nights

### SPAIN

La Tomatina



- Best time to visit:  
on the last Wednesday of  
Ⓓ \_\_\_\_\_
- What you can do:  
Have fun Ⓔ \_\_\_\_\_  
by throwing tomatoes

fights

September

July

deals

August




# COMMUNICATION ACTIVITY

## My Travel Plan

**STEP 1** Imagine that you are planning a trip. Search for a destination and complete your travel plan.




### Sample


**Destination:** London, England

 Places	 Activities	 Foods
<ul style="list-style-type: none"> <li>• Buckingham Palace</li> <li>• The River Thames</li> </ul>	<ul style="list-style-type: none"> <li>• Riding the London Eye</li> <li>• Taking a speedboat tour</li> </ul>	<ul style="list-style-type: none"> <li>• Fish and chips</li> <li>• A full English breakfast</li> </ul>

### Your Own

**Destination:** \_\_\_\_\_

 Places	 Activities	 Foods
<ul style="list-style-type: none"> <li>• _____</li> <li>• _____</li> </ul>	<ul style="list-style-type: none"> <li>• _____</li> <li>• _____</li> </ul>	<ul style="list-style-type: none"> <li>• _____</li> <li>• _____</li> </ul>

**STEP 2** Talk with your partner about your travel plan. 

### Example

**A:** Hey, **I'm planning to travel** to London, England.

**B:** Sounds cool. What's your plan for the trip?

**A:** **I'm planning to visit** Buckingham Palace and the River Thames. I'll ride the London Eye and take a speedboat tour too!

**B:** Those are great ideas! What food will you try there?

**A:** I want to have fish and chips as well as a full English breakfast. I can't wait for my trip!

### SELF-CHECK

- 평소 가고 싶었던 여행지를 목적지로 선정했다.
- 여행지의 주요 명소, 즐길 거리, 음식을 조사해 여행 계획을 작성했다.
- 'I'm planning to ...' 표현을 활용해 나의 여행 계획을 말했다.



## GET READY



**A** Listen to the conversation and check the item that Mina did NOT pack.

### Travel Packing Checklist



#### Travel adapter

**In case:**

A device's plug doesn't match an outlet.



#### Power bank

**In case:**

Your phone battery is low.



#### Earplugs

**In case:**

You have trouble sleeping on a plane.



#### Raincoats

**In case:**

The weather is rainy.

**B** Based on the above, talk with your partner about tips for packing for a trip.



Can you give me any tips for packing for a trip?

**You'd better prepare** a power bank  
in case your phone battery is low.

That's a good point. Thanks!



## LISTEN & SPEAK



**A** Listen to the conversation and fill in the blanks.



*Jimin and Noah are talking on the phone.*

**Jimin:** Noah, don't tell me you're still waiting for your flight to Incheon.

**Noah:** Actually, I still am! The flight \_\_\_\_\_ again for two more hours. There's some kind of mechanical issue.

**Jimin:** **Are you serious? You'd better see if you can change to another airline.**

**Noah:** I already looked into that, but all the other flights \_\_\_\_\_.

**Jimin:** You must be pretty annoyed!

**Noah:** Yes, it's very frustrating, but it seems that the only thing I can do is wait.

**Jimin:** I think you can ask the airline for \_\_\_\_\_ or some other compensation for the delay.

**Noah:** Good idea. I'll ask about that.



**B** Practice the conversation with your partner and then switch roles.



**C** Talk with your partner using the given options.



### Speaking Tip

상대방의 말에 놀라거나 그 말이 믿기 어려운 사실임을 표현하고 싶을 때 'Are you serious?'를 사용한다.

**A:** Good afternoon. What can I do for you?

**B:** ③ My baggage hasn't arrived yet. What should I do?

**A:** **You'd better** ⑥ go to the baggage claim counter. That's the best thing to do right now.

**B:** I appreciate your help.

#### Option 1

- ① I missed the last bus back to my hotel.
- ② call a taxi instead

#### Option 2

- ③ I lost my passport.
- ④ contact your embassy as soon as possible

#### Your Own

- ⑤ \_\_\_\_\_
- ⑥ \_\_\_\_\_





**A** Look at the thumbnail image and answer the question. Then watch the travel guide.



- Do you have any tips for staying safe while traveling?

**B** Watch again. Fill in the blanks with the words given below.




## Stay Safe at the Uyuni Salt Flat

Here are several things you should be careful about when you travel to the Uyuni Salt Flat.



### Altitude Sickness

- **It can cause:** headaches or breathing Ⓐ \_\_\_\_\_
- **How to prepare:** increase your altitude Ⓑ \_\_\_\_\_



### Strong Sunlight

- **It can cause:** eye damage and sunburn
- **How to prepare:**
  - wear sunglasses and a hat
  - apply Ⓒ \_\_\_\_\_ sunscreen



### Extreme Cold

- **It can cause:** a(n) Ⓓ \_\_\_\_\_ low body temperature
- **How to prepare:** bring warm clothes and Ⓔ \_\_\_\_\_

blankets

dangerously

enough

difficulties

slowly

# COMMUNICATION ACTIVITY

## Let's Be Troubleshooters!

**STEP 1** Look at the following travel troubles. Choose the situation that would be the most stressful for you and suggest a solution.

☐ Being assigned a messy hotel room



☐ Suffering from jet lag



☐ Getting food poisoning



☐ Having your belongings stolen



• **Solution:** You'd better \_\_\_\_\_  
\_\_\_\_\_

**STEP 2** Present your solution to the class. 🗣️

I think being assigned a messy hotel room during a trip would be the most stressful problem. If you encounter a situation like this, **you'd better express your displeasure** and ask for a room change.



### SELF-CHECK

- 여행 중 일어날 수 있는 문제 상황을 파악했다.
- 문제를 해결할 수 있는 적절한 방법을 제안했다.
- 'You'd better ...' 표현을 활용해 문제 해결 방법을 발표했다.





## Travel Collage Exhibition

### STEP 1 Create a travel bucket list

#### Checklist

- ☐ 여행지에서 하고 싶은 활동을 서로 의논하여 작성했는가?

#### \*Bucket List



살면서 꼭 달성하고 싶은 목표나, 하고 싶은 경험을 작성한 목록을 의미한다.

- Make groups of four. Create a travel **\*bucket list** together.
- Write the activities your group members want to do at each destination.

#### Sample



#### Travel Bucket List

1. USA  
→ See the Statue of Liberty
2. Kenya  
→ Experience a safari tour
3. Cambodia  
→ Visit Angkor Wat
4. Switzerland  
→ Take a train trip through the Alps

#### Your Own



#### Travel Bucket List

1. \_\_\_\_\_  
→
2. \_\_\_\_\_  
→
3. \_\_\_\_\_  
→
4. \_\_\_\_\_  
→

### STEP 2 Collect materials

#### Checklist

- ☐ 여행지의 특징이 명확히 드러나는 사진을 선정했는가?
- ☐ 작품에 사용할 자료를 다양하게 준비했는가?

#### \*Collage

별개의 조각들을 붙여 모아 새로운 이미지를 만드는 미술 기법 또는 그렇게 만든 그림을 의미한다.

- Search for various pictures of each destination.
- Collect additional materials to make a **\*collage**.



### STEP 3 Make a collage

- Use your creativity to make a collage with your group members.

Sample



#### Checklist

- ☐ 사진과 자료가 조화롭게 어울리도록 배치했는가?
- ☐ 처음 작성한 여행지와 활동들을 작품에 모두 표현했는가?

### STEP 4 Share your collage

- Display your group's collage on your classroom wall.
- Present your collage and check out the work of other groups.



Hi, everyone! We've made a collage showcasing our dream travel destinations. It includes amazing pictures of the USA's Statue of Liberty, a Kenyan safari, Cambodia's Angkor Wat, and a train trip through the Alps in Switzerland. Aren't they fascinating? Come and take a look at our fantastic destinations!

#### Checklist

- ☐ 존중하는 태도로 다른 조의 작품을 감상했는가?

#### ✓ PROJECT REVIEW

1 아쉬움 2 훌륭함 3 매우 훌륭함

OTHER GROUPS	GROUP 1	GROUP 2	GROUP 3	GROUP 4
1. 여행지의 특징이 잘 드러나도록 표현했다.				
2. 다양한 자료를 활용해 작품을 완성했다.				
YOUR GROUP	YOU	MEMBER 1	MEMBER 2	MEMBER 3
1. 여행지 관련 정보와 의견을 적극적으로 제시했다.				
2. 창의적으로 자료를 활용해 작품을 완성했다.				





## A Communicative Functions

Look at the expressions. Then listen and practice the conversations with your partner.

### 1 계획 말하기

- I'm planning to ...
- I'm thinking of ...

**A:** I'm planning to **book** a trip to Australia in December.

**B:** Wow, where would you like to visit?

**A:** I'm thinking of **going** to Sydney. I want to visit the Sydney Opera House.

### 2 충고하기

- You had[You'd] better ...
- I think you should ...

**A:** I lost my wallet during the tour today!

**B:** Oh no! **You'd better call** the nearest police station and report what happened.

**A:** Okay, I'll do that right now.

**B:** Also, **I think you should contact** your bank to cancel your credit cards.

## B Sounds

1. Focusing on pronunciation, listen and repeat the sentences.



### Linking the same consonant sounds between words

- I'm planning to travel to Busan when my cousin visits Korea this summer.  
this summer
- Don't tell me you're still waiting for your flight to Incheon.  
flight to

2. Listen and fill in the blanks. Then repeat the sentences.



- I found a(n) \_\_\_\_\_ ticket to my next destination!
- It's \_\_\_\_\_. I should take some water with me on the trip.
- Could you leave your \_\_\_\_\_ for the hotel room reservation?



## REVIEW & REFLECT

**A** Listen to the conversation and answer the questions.



1. What advice does Woojin NOT give to Gina?
  - a Don't go surfing on windy days.
  - b Apply sunscreen before going out.
  - c Use a product on burned skin.
2. Listen again. How is Gina most likely to respond to Woojin's last words?
  - a I hope you get better soon.
  - b I'll try that. Thanks for the helpful tip!
  - c I totally forgot to check the ingredients.

**B** Listen to the news report and fill in the blanks.




### Who Will Be This Year's Winner?



#### The Cooper's Hill Cheese-Rolling Race

The Cooper's Hill Cheese-Rolling Race will return to Gloucester, England. People from all over the world are planning to take part in this event.



It is an annual race where participants chase a wheel of cheese down a long, steep **a** \_\_\_\_\_. The one who gets to the bottom first wins the **b** \_\_\_\_\_ as a prize. Volunteers help people who lose their **c** \_\_\_\_\_ and carry injured people down the hill.

## ANSWER THE BIG QUESTION

**Q.** What is most important to you when traveling?

YOUR ANSWER

**EXAMPLE** Safety is most important to me. It is important to plan carefully and travel safely. I think I can only truly enjoy a trip when I feel secure.

## Interesting Transportation Around the World

When traveling in a new country, sometimes the form of transportation itself is a way to experience the culture. Let's check out some interesting ways to get around!

### Monte Toboggan, Portugal



On Portugal's island of Madeira, you can ride the Monte Toboggan, a large basket pushed downhill by men known as *Carreiros*. This unique cart was invented in 1850 by people in a village on a hill who wanted to do the 2-kilometer downhill journey quickly.

### Wuppertal Schwebebahn, Germany



Wuppertal, Germany, has turned train travel upside-down... literally! Its famous Schwebebahn train hangs down from its tracks. Traditional rails would be impractical in this area due to its winding river valley. This train is a great way to avoid the city's traffic and enjoy beautiful views.

Search if you want to know more about unique transportation.

#unique\_transportation






## Totora Boat, Peru



Peru's Lake Titicaca is scattered with about a hundred floating islands. People living there use boats to get around when fishing or hunting seabirds. The boats are made of totora reeds and feature a distinctive dragon head at the front.

## Everyday Idiom

### hit the road



주요 교통수단으로 말을 타고 다니던 때 말발굽이 땅을 치며 출발했던 것에서 유래된 표현으로, '출발하다', '떠나다', '여행을 시작하다'라는 의미입니다.